



5 Elizabeth Close
Attleborough
Norfolk
NR17 1QJ

Asking Price £230,000





- Popular location with good access to A11
- Private enclosed garden
- Two car parking spaces
- Two Bedrooms
- Gas central heating and double glazing
- Re fitted kitchen
- Immaculate condition
- Views overlooking playing field

Location

The property is located on a popular development with great access to the A11 and Attleborough town centre. Attleborough is a popular town with a range of local amenities, there are banks, doctors' and dental surgeries, solicitors, accountants and sports clubs. There are also many primary and secondary schools. In addition to the convenience of being close to the A11, it has a railway station on the Norwich to Cambridge line, with regular direct services running from Norwich London Liverpool Street. With the market town of Wymondham less than 7 miles away and the cathedral city of Norwich less than 16 miles.





The Property

This two-bedroom property has views over open green space and allocated parking for two vehicles. The property is in immaculate condition with a large lounge, re-fitted kitchen with appliances and wine fridge, two double bedrooms and a bathroom. The property has the added benefit of being recently freshly decorated. It has gas central heating and double glazing.

Outside

At the rear of the property there is a fully enclosed private garden with gate leading to the front, patio area and a hard standing for a shed. There is also a large lawned area.

Agent notes- All photographs have been taken with a wide angled lens.

Services

Mains electricity, gas, water and drainage are connected to the property.

How to get there – What3words:
Plates.tightrope.typed

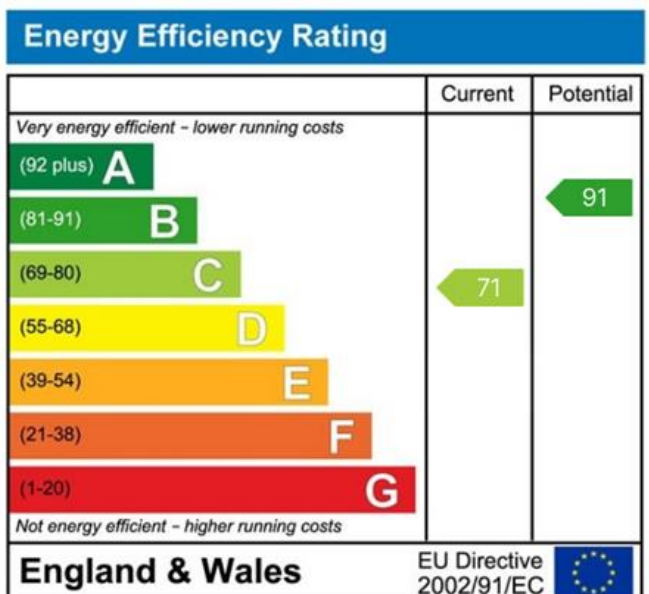
Viewing

Strictly by appointment with TW Gaze.

Tenure: Freehold

Council Tax Band:

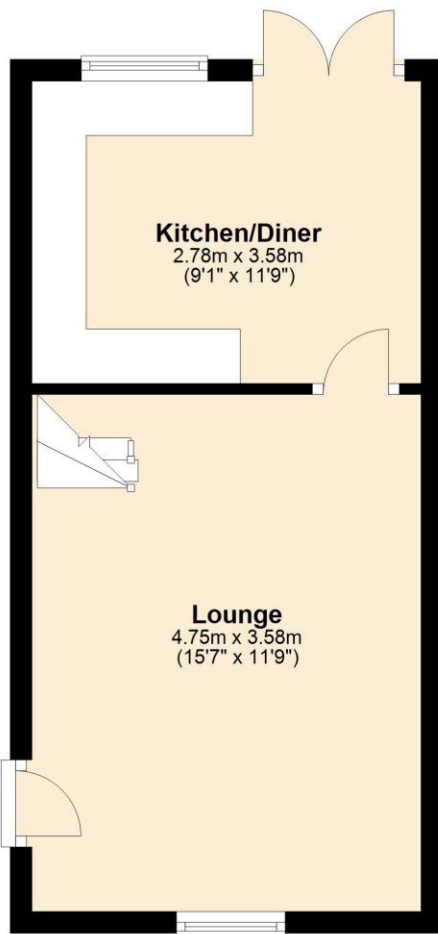
Ref: 2/19524/lk





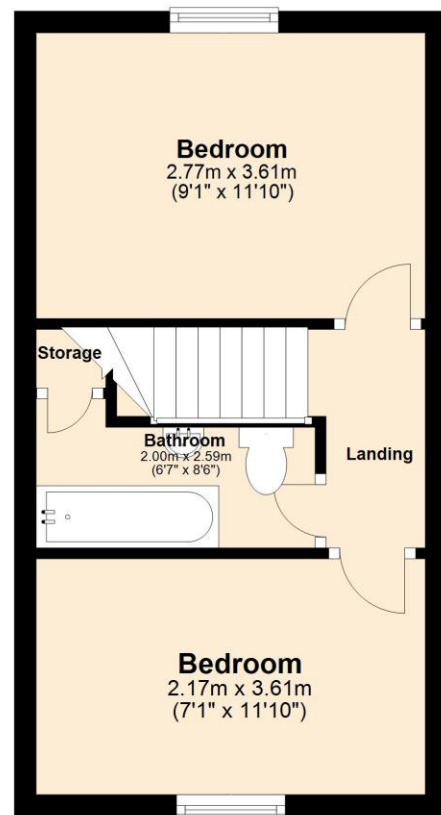
Ground Floor

Approx. 27.3 sq. metres (293.9 sq. feet)



First Floor

Approx. 25.7 sq. metres (276.8 sq. feet)



Total area: approx. 53.0 sq. metres (570.7 sq. feet)

For illustrative purposes only. NOT TO SCALE.

This plan is the copyright of TW Gaze and may not be altered, photographed, copied or reproduced without written consent.

Important Notice

TW Gaze for themselves and for their Client give notice that:-

1. The particulars have been prepared to give a fair description for the guidance of intending purchasers and do not constitute part of an offer or contract. Prospective purchasers and lessees ought to seek their own professional advice. 2. All descriptions, dimensions, areas, distances, reference to condition and necessary permissions for use and occupation and other details are given in good faith but should not be relied upon as statements or representations of fact. The text, photographs and plans are for guidance only and are not necessarily comprehensive. 3. No person in the employment of TW Gaze has any authority to make or give any representations or warranty whatever in relation to this property on behalf of TW Gaze, nor enter into any contract on behalf of the Vendor. 4. No responsibility can be accepted for any expenses incurred by intending purchasers in inspecting properties which have been sold, let or withdrawn. 5. It should not be assumed that the property has all necessary planning, building regulation or other consents. 6. TW Gaze have not tested any service, equipment or facilities.

While we endeavour to make our sales particulars accurate and reliable, if there is any point which is of particular importance to you, please contact this office and we will be pleased to check the information for you, particularly if contemplating travelling some distance to view the property.

10 Market Hill
Diss
Norfolk IP22 4WJ
t: 01379 651 931

33 Market Street
Wymondham
Norfolk NR18 0AJ
t: 01953 423 188

info@twgaze.co.uk
www.twgaze.co.uk

